

BOLT 64

THE VALUE OF SPEED

COMPAK

Designed to satisfy the demands of coffee professionals, the **Bolt** offers two functional modes: **Predose** and **Fresh**.

Quick and easy access to the grind chamber without losing the grind point configuration. This facilitates burr access for changing and cleaning.

Burrs durability: 1.000 Kg. Long-lasting tempered steel 100Cr6 recommended for food use

Motor **630 W**
Burrs **Ø 64 mm**

KEY SPECIFICATIONS

Motor output	630	W
Revolutions per minute	1.310	rpm
Ø Burrs	64	mm
Espresso point production*	3,3	g/s
Hopper capacity	1.250	g
Height x width x depth	660 x 230 x 385	mm
Net weight	16,69	kg

* Production and durability based on a medium roast coffee and grinding point for Espresso. There is a direct relation between the wear of the burrs and the increase in time per dose

HIGHLIGHTED ELEMENTS








Predose Mode
Selection of 1 or 2 coffees previously ground











Fresh Mode
Selection of 1, 2 or 3 ground doses on demand

KEY FEATURES

-  Micrometric **Parallel System** adjustment
-  **Direct access** to the grinding chamber (LLS optional)
-  **Coffee outlet enlightened** with leds
-  **Motor with fan**
-  **Adjustable fork** in height

ELECTRONIC FEATURES

-  **2.8" TFT touchscreen**
-  **Multilanguage** display
-  **Portafilter detector**
-  **Menu access** protection with password
-  Dose counter, both **absolute and relative**
-  **Wear and changing burrs** alarm
-  **Screensaver**
-  **Wifi** optional

